



Sherard's Downy-rose *Rosa sherardii*

TABLE 1: ROSES IN HAMPSHIRE

Current Taxonomy	BSBI Handbook	ID Link
Section <i>Synstylae</i>		
Field-rose <i>Rosa arvensis</i>	Field-rose <i>Rosa arvensis</i>	1
Section <i>Pimpinellifoliae</i>		
Burnet Rose <i>Rosa spinosissima</i>	Burnet Rose <i>Rosa pimpinellifolia</i>	2
Section <i>Cinnamomeae (non-native)</i>		
Japanese Rose <i>Rosa rugosa</i>	Japanese Rose <i>Rosa rugosa</i>	3
Section <i>Caninae ('the dog-roses')</i>		
Short-styled Field-rose <i>Rosa stylosa</i>	Short-styled Field-rose <i>Rosa stylosa</i>	4
Dog-rose <i>Rosa canina</i>	Dog-rose <i>Rosa canina</i> (Group Lutetianae & Group Transitoriae)	5
Hairy Dog-rose <i>Rosa corymbifera</i>	Dog-rose <i>Rosa canina</i> (Group Pubescentes)	6
Glandular Dog-rose <i>Rosa squarrosa</i>	Dog-rose <i>Rosa canina</i> (Group Dumales)	7
Round-leaved Dog-rose <i>Rosa tomentella</i>	Round-leaved Dog-rose <i>Rosa obtusifolia</i>	8
Harsh Downy-rose <i>Rosa tomentosa</i>	Harsh Downy-rose <i>Rosa tomentosa</i>	9
Sherard's Downy-rose <i>Rosa sherardii</i>	Sherard's Downy-rose <i>Rosa sherardii</i>	10
Sweet-briar <i>Rosa rubiginosa</i>	Sweet-briar <i>Rosa rubiginosa</i>	11
Small-flowered Sweet-briar <i>Rosa micrantha</i>	Small-flowered Sweet-briar <i>Rosa micrantha</i>	12
Small-leaved Sweet-briar <i>Rosa agrestis</i>	Small-leaved Sweet-briar <i>Rosa agrestis</i>	13
Hybrids		
The hybrid between Dog-rose <i>Rosa canina</i> and Glauous Dog-rose <i>Rosa vosagiaca</i> = <i>Rosa x subcanina</i>		14
The hybrid between Glandular Dog-rose <i>Rosa squarrosa</i> and Glauous Dog-rose <i>Rosa vosagiaca</i> = <i>Rosa x dumalis</i>		15
The hybrid between Field Rose <i>Rosa arvensis</i> and Dog-rose <i>Rosa canina</i> = <i>Rosa x irregularis</i>		16
The hybrid between Field Rose <i>Rosa arvensis</i> and Glandular Dog-rose <i>Rosa squarrosa</i>		17
The hybrid between Short-styled Field-rose <i>Rosa stylosa</i> and Dog-rose <i>Rosa canina</i> = <i>Rosa x andegavensis</i>		18

ROSES: HAMPSHIRE FLORA GROUP WORKSHOP

AUGUST 2019

1.0 Introduction

The following workshop notes aims to provide a broad background to rose ecology where it relates to identification, and details of each species native to Hampshire. Detailed guides to identification of hybrids within the species groups are not provided, although can be pursued through references in further reading.

This workshop uses the updated taxonomy that was brought about through agreements with botanists in North West Europe, which has been set out in more detail in [Maskew \(2017\)](#) and [Bakker et al \(2019\)](#), and is the taxonomy adopted in the latest version of Stace's New Flora of the British Isles ([Stace, 2019](#)). This provides updated taxonomy for Dog-roses particularly, and the taxonomic changes are outlined below.

It is recommended that those interested in roses and rose identification pursue the resources set out in Section 7; particularly the BSBI Handbook ([Graham and Primavesi, 1993](#)), which although now slightly dated taxonomy wise, is still valid in terms of identification features and tips. **The workshop notes below are primarily based on this resource.** For hybrids the handbook provides a great deal of information, but this is now complimented and updated by the accounts prepared by Roger Maskew in the Hybrid Flora of the British Isles (Stace et al, 2015).

2.0 Species Covered by this Workshop

The species covered by this workshop are set out in **Table 1** above. In addition, a number of commoner hybrids are also considered as it is likely they will be encountered in the field in Hampshire. The list of hybrids is very far from being exhaustive. Those chosen are done so as they are relatively frequently encountered in Hampshire, and identification features are well established in literature.

Frequent Hybrids

- The hybrid between Dog-rose *Rosa canina* and Glauous Dog-rose *Rosa vosagiaca* = *Rosa x subcanina*;
- The hybrid between Glandular Dog-rose *Rosa squarrosa* and Glauous Dog-rose *Rosa vosagiaca* = *Rosa x dumalis*;
- The hybrid between Field Rose *Rosa arvensis* and Dog-rose *Rosa canina* = *Rosa x irregularis*;
- The hybrid between Field Rose *Rosa arvensis* and Glandular Dog-rose *Rosa squarrosa*;
- *The hybrid between Short-styled Field-rose Rosa stylosa and Dog-rose Rosa canina = Rosa x andegavensis*;

3.0 Background to Rose Taxonomy

Hybridisation

Roses are a difficult group for identification purposes and this is on account of their ability to hybridise. All species, wild and naturalised, can hybridise with each other and then those hybrids can go on to hybridise again, and form back crosses. This creates a headache for classification and identification; with hybrid swarms possible, and a great degree of individuality between populations and even between individual bushes in a local area.

Added to this in the case of the dog-roses (Section Caninae - which as can be seen from **Table 1** covers the majority of wild roses in Hampshire); a hybrid retains around four fifths of the genetic material from the maternal parent, with only one fifth coming from the paternal parent. Thus identifying a hybrid involving a rose within Section Caninae requires consideration that it is likely to retain more identification features from its 'mother' than its 'father', and the latter may only occur in subtle clues that can be difficult to read unless familiar with variation in local populations.

Defining Species

All rose species described in the Section Caninae are considered to have derived from hybridisation events. Those that we call species are likely to have arisen from ancient hybridisation events – this conclusion is drawn by the fact that they possess features that retain consistency and stability both within populations and over larger geographic areas; and that it is not easy to determine the original hybrid pairing.

However there is also considerable variety around the species that have been described. Where it can be justified, this variety can be described through use of hybrid nomenclature. Describing hybrids considers the following; consideration of heritage between two species, likely recent origin, and more sporadic and localised occurrences. It is possible to have multiple variations between species x and species y, and hybridisation is the preferred method of recording on account of these justifications.

The use of sub-species and groups has been a part of rose taxonomy in the UK for many years, see for example the BSBI Handbook on Roses of Great Britain & Ireland ([Graham & Primavesi, 1993](#)). However the current taxonomic position has recently clarified the use of groups and sub-species. This has resulted in the 'elevation' of a number of Groups and subspecies to species status, to tie in with current taxonomic thinking across north west Europe. Thus the following taxonomic position in the handbook is replaced by the current position, as provided in **Table 1**.

Nomenclature

With the review of rose taxonomy in dog-roses, a great deal of research has been undertaken to ensure that name priority follows the codes for species naming, and that there is consistency. To this extent there have been a number of changes from the specific names given in the Rose Handbook, and a comparison is provided at **Table 2**.

Table 2: Taxonomic changes in species from the BSBI Handbook to current taxonomy

Current Taxonomy	BSBI Handbook
Field-rose <i>Rosa arvensis</i>	Field-rose <i>Rosa arvensis</i>
Burnet Rose <i>Rosa spinosissima</i>	Burnet Rose <i>Rosa pimpinellifolia</i>
Japanese Rose <i>Rosa rugosa</i>	Japanese Rose <i>Rosa rugosa</i>
Short-styled Field-rose <i>Rosa stylosa</i>	Short-styled Field-rose <i>Rosa stylosa</i>
Dog-rose <i>Rosa canina</i>	Dog-rose <i>Rosa canina</i> (Group Lutetianae & Group Transitoriae)
Hairy Dog-rose <i>Rosa corymbifera</i>	Dog-rose <i>Rosa canina</i> (Group Pubescentes)
Glandular Dog-rose <i>Rosa squarrosa</i>	Dog-rose <i>Rosa canina</i> (Group Dumales)
Round-leaved Dog-rose <i>Rosa tomentella</i>	Round-leaved Dog-rose <i>Rosa obtusifolia</i>
Harsh Downy-rose <i>Rosa tomentosa</i>	Harsh Downy-rose <i>Rosa tomentosa</i>
Sherard's Downy-rose <i>Rosa sherardii</i>	Sherard's Downy-rose <i>Rosa sherardii</i>
Sweet-briar <i>Rosa rubiginosa</i>	Sweet-briar <i>Rosa rubiginosa</i>
Small-flowered Sweet-briar <i>Rosa micrantha</i>	Small-flowered Sweet-briar <i>Rosa micrantha</i>
Small-leaved Sweet-briar <i>Rosa agrestis</i>	Small-leaved Sweet-briar <i>Rosa agrestis</i>

Naming Hybrids

Given the uneven genetic inheritance from maternal and paternal sources in dog-roses, the determination of which is the maternal parent is of importance in naming. However all described hybrid roses are also given a specific hybrid name. This name can be used for either combination of the hybrid.

Where the maternal parent of a hybrid combination is known it is written first:

Maternal parent x Paternal parent

Where hybridisation has been identified, but the maternal parent is not obvious, the specific hybrid name should be given, without reference to the two individual species:

A hybrid rose = Rosa x specific-hybrid-name

For example the hybrid of *Rosa stylosa* and *Rosa canina* where the maternal parent is *Rosa stylosa* is written '*Rosa stylosa x Rosa canina*'. Where the maternal parent is not determined, this should be written as '*Rosa x andegavensis*', which is the specific hybrid name given to hybrids between these two rose species.

Phylogenetic Research

Ongoing genetic research into European roses has provided challenges to the current taxonomy based on morphological features and knowledge of hybridisation; but to date such research has not yet sufficiently clarified dog-rose phylogeny, and little genetic research is yet incorporated into adopted rose taxonomy.

4.0 Recording Roses

What Should Be Recorded?

Given the issues with rose identification and taxonomy, the recording of roses looks to define populations, and not necessarily individuals – although to look at populations we do need to assign certain individuals within a population to a recognised taxa (species or hybrid). On this basis it is important to remember that **not all rose bushes can be identified**. With the degree of hybridisation there is the potential for second generation plus hybrids, involving three or even more species. For recording purposes only roses that meet the criteria for species, and those that are considered to be recognisable hybrids between two species, are recorded. The degree of uncertainty on naming more complex hybrid combinations is considered too great, and bushes showing such characteristics should be left undetermined for recording purposes.

Given the variation in species and hybrids, the recording of roses should look to find true representations and the best examples of bushes in a district to record, and then variation can be assumed at the population level.

Introgression

Hybridisation being so prevalent in the speciation of roses means that without accepting that there is some variation within each species, and even more potential for variation within hybrids, naming of specimens would not be possible. Where only a few small characters that are potentially inconsistent with the criteria of a certain taxon are present, these may be regarded as introgression from another taxon, and it is still therefore possible to record the specimen as the first taxon.

Deciding whether anomalous features on a specimen can be assigned to introgression, or whether the features are too extensive is one of the difficulties in rose identification and recording.

Rose Season

In the sections below it will be shown that identification of roses relies on features from plants when the hips are ripening. Therefore identification of roses is generally limited to the season when rose bushes have finished flowering. This is usually from **late-July to mid-September**. Identifying roses outside this period may be possible, but if certain features are missing, there is potential that a hybrid feature may have been overlooked.

Phenotypes

Two informal groupings of dog-roses are recognisable and generally hold true to form; these have been named as **'D phenotype'** and **'L phenotype'**. The features of these phenotypes are described below in Section 5, and illustrated in **Figure 1**. This short cut can be helpful to recording roses and the process of identification and is summarised in **Table 3** below.

Table 3: Dog-rose Phenotypes

Id. Feature	D Phenotype*	L Phenotype*
Habit	bushes dense and erect	Bushes open and arching
Hips	Disc of hips flat or weakly concave; larger stylar orifice (>1.2mm wide)	Disc flat, convex or conical with small stylar orifice (<0.8mm wide)
Sepals	Sepals spreading to erect and persistent	Sepals reflexed at fruiting and soon deciduous
Stigmas	Stigmas woolly and forming hemispherical dome covering most of the disc	Stigmas glabrous or sparsely hairy forming loose mass not covering the disc
Flowers	Petals deeper pink	Petals white or pale pink

*Summary of phenotype descriptions taken from *Bakker et al, 2019*

5.0 Rose Morphology: Topography and Glossary

In order to identify roses it is necessary to get to know some of the key identification features of a rose bush. For identification purposes it is important to consider a **suite of the features outlined below** in the field identification of roses, especially when taking into account the possibility of hybrids. The key features to consider in aiding identification described below using standard botanical terms. Basic rose topography is provided in **Figure 2**.

Hips, disc and Styles/Stigmas

Hips and associated features including the sepals (see below) are very important in rose identification. The following features should be considered:

- The best time for identifying hips is during ripening, when they have obtained their final shape and size, but are not over-ripe and deteriorating;
- Different species of rose have different hip shapes. The main shapes are: **globose, depressed-globose, ellipsoid, obovoid, ovoid, urceolate and pyriform**;
- **Consistency of hip shape** on a bush, and presence of **numerous abortive hips** with both variation in shape and abortive hips often an indication of hybridisation;
- Presence of **glands**, which when present on a hip are on short stalks;
- The disc is the apex of the hip and the **shape of the disc**, whether it is **flat, convex, concave or conical** are useful to consider;
- Styles and stigmas emerge through the hip from an **orifice in the disc**. The size/diameter of this orifice is important in identification. This is usually referred to in relation to the diameter of the disc. The disc orifice can be seen by carefully removing styles and stigmas;
- The arrangement of the **styles & stigmas** and degree of hairiness is also useful in identification. In certain species the styles fuse to create a single column, in others they form a loose aggregation, and the degree on which this is hairy and extent it covers the disc is of note.

Sepals

The most important points to consider with sepals are:

- the position of the **sepals** in ripe fruits, whether they are **erect, spreading-erect, spreading/patent, reflexed-spreading or reflexed**;
- whether the **sepals** are **retained** or **deciduous** - as degree of **persistence** of sepals on a hip are indicative of certain species;
- Whether the sepals are **pinnate/lobed** or **entire**, and whether they are **glandular**, and whether they are **'leafy'** (enlarged bushy lobes);

Glands

The presence or absence of glands in Roses on various parts of the plant are often **crucial for identification purposes**. Some important points to consider are:

- Different species tend to have different types of glands. For example Sweet-briar glands on the leaflets tend to be sessile or more or less sessile, stipitate and viscid as well as being apple scented. Downy-rose glands are smaller and often clearer, and are resin scented; glands on *R. squarrosa* and *R. tomentella* are small and red, and unscented;
- Glands can be difficult to see in certain circumstances, for example pubescence on the leaflets can sometimes hide small glands in some species;
- A minimum of a 20x hand lens is therefore recommended to examine roses.

Pedicels

The most important points to consider with pedicels are:

- **Pedicel length** – the comparative average length is a useful identification character between certain species;
- **Presence of glands** – whether the pedicel contains glands (mostly on stalks) and the type of glands it contains (sweet/apple scented and large, resin scented and small, or small and unscented);
- **Presence of acicles** – an acicles is a small straight prickle, which is more robust than the stalk of a gland. Usually it is without a gland.

Leaves

The shape and features of the compound leaf and its individual leaflets are very important in identification. A **compound leaf** is made up of individual **leaflets**. The stipules (leaf like structures at the base of a leaf where it meets the stem), plus the petiole (section of compound leaf stem before the first pair of leaflets) and rachis (section of compound leaf stem after the first set of leaflets) should also be examined. The most important points to consider with leaves are:

- **Leaflet serration** – A key feature in identification is whether the leaflets are **uni-serrate** (ie single toothed) or **bi-serrate** or **multi-serrate**. The latter two types will contain small gland

tips to the bi or multi serrations (although it should be borne in mind these glands can wear off). Serrations can also be **irregular**, and this can make consideration of whether a leaflet edge is uni-serrate or bi-serrate more problematic. A small number of species have **crenate-serrate** shaped leaflet edges;

- **Hairiness** – whether a leaflet (including extent across the leaflet, midrib and side veins), petiole and rachis is glabrous or hairy and the extent across these features are of value in identification. Where hairy the type of hair can be worth noting (for example tomentose, regularly pubescent or sparsely pubescent);
- **Glands** – presence of glands on the underside of leaflets and on the edges can be crucial in species identification. As can the type of glands. Glands can be sweet/apple scented and large, resin scented and small, or small and unscented. Noting type of gland and where they are on a leaflet, rachis, petiole and stipule is important;
- **Size and leaflet shape** – All leaflets are to an extent ovate, but the apex and base of the leaflets vary considerably with the following descriptions of shape used: **ovate-acute**, **ovate-obtuse**, **ovate-lanceolate**, **orbicular** and **cuneate** (referring to the base of a leaflet where it adjoins the rachis);
- **Compound leaf shape** – this is sometimes of use, whether the leaflets are overlapping at one extreme or widely spaced at another;
- **Leaflet folding** – the folding of mature leaflets is a character sometimes of value.

Prickles

Prickles (which should not be termed thorns as they are not a part of the stem) are quite variable in size and shape and this is another important component in identification. The most important points to consider with prickles are:

- Prickles should **not** be examined from sucker stem growth or from over-mature growth. Stems that are a couple of years old are therefore ideal. This is because prickles on sucker stems and over-mature stems can vary considerably and not be representative of the species in question;
- Size and shape of the prickle is important. Prickles can be either **straight, curved or hooked**. Curved or hooked prickles can be either **slender, stout/broad based, or deltate** (prickle is almost triangular in side view). The degree of hook present can also be of importance;
- Some species have additional acicles present on stems in between the prickles. **Acicles** are slender and straight, and smaller than the prickles. Care should be taken to ensure that smaller prickles, termed pricklets are not confused with acicles. **Pricklets** are usually obvious for being miniature versions of a prickle, being hooked rather than straight.

Flowers

Flowers are generally not an important identification feature. A couple of basic points can however be made:

- Flowers with deep rich pink colouration are usually of D-phenotype roses where hips have larger stylar orifices, and retained spreading or erect sepals;
- Flowers with pale pink colouration are usually L-phenotype roses, where hips have narrow stylar orifices, sepals that reflex and are usually non-persistent;
- Roses with white flowers can be indicative of a couple of species – *Rosa arvensis* and *Rosa tomentella* for example.

Habit

Different rose species grow in different ways, and the general habit of a bush can provide quite a useful feature for identification. It should be noted that habit can be significantly modified by the local environment, and for example a regularly flailed and maintained hedgerow can alter the habitat of a rose to such an extent that it is difficult to see the characteristic habit of that species. The main points to consider are:

- Whether the rose is **climbing or trailing**, whether its branches are **arching** (either supported or unsupported by surrounding vegetation);
- Whether the rose is erect, either **erect with straight stems** or **erect with more flexuous stems** (some bending of stems but not arching);
- Whether the rose is producing **sucker shoots** (the roses that do this are generally also erect in appearance).

Habitat

Where a rose grows can give an indication of species, as some species prefer distinct habitat niches within the landscape, or distinct soil types. Where habitat may provide a further clue, a description is given in species accounts below.

Nb. A glossary is not provided, and all botanical terms should be consistent with botanical topography and glossary information given in standard field guides.

D Phenotype

Sepals spreading to erect and persistent



Petals deeper pink



Disc of hips flat or weakly concave; larger stylar orifice (>1.2mm wide)

L Phenotype

Sepals reflexed at fruiting and soon deciduous



Petals white or pale pink



Disc flat, convex or conical with small stylar orifice (<0.8mm wide)

Figure 1: Dog-rose D & L Phenotype




Figure 2: Rose Topography

6.0 Use of Keys in Rose Identification

An updated key to rose identification was provided by Roger Maskew in 2017 (Maskew, 2017). A further key is provided in Stace Edition 4 (Stace, 2019). It is recommended that if identification of roses is applied through the use of keys, then these references, which incorporate current taxonomy, should be used.

Given the need to use a suite of characters to identify roses, a bit of caution should be applied to using characters in keys, and cross reference should be made with species accounts below and from other references, particularly the BSBI handbook, and where available, the Hybrid Flora.

7.0 References & Further Essential Reading

Bakker P, Maes B, Maskew R, Stace C (2019) Dog-roses (*Rosa sect. Caninae*): towards a consensus taxonomy; *British & Irish Botany* 1(1): 7-19, 2019

Graham GG, Primavesi, AL (1993) *Roses of Great Britain and Ireland*; BSBI Handbook No. 7; BSBI (2005 reprint with corrections)

Maskew, R (2017) Recent taxonomic and nomenclatural changes in *Rosa* L. *BSBI News* No. 135, P46-48

Stace CA, Preston CD, Pearman DA (2015) *Hybrid Flora of The British Isles*; BSBI

Stace, CA (2019) *New Flora of the British Isles*; 4th Edition; C&M Floristics

Species Accounts

nb. The hips in this guide are early season (late July/early Aug) so are on the whole still green.

1: Field-rose *Rosa arvensis*

Key Identification Features

Hips & Disc - hips are small and usually narrowly ovoid to globose; disc is flat or almost so; orifice is narrow (<1/6th). Styles are fused into a column.

Sepals - small, simple or with small lobes, ovate-acuminate. Deciduous in ripe fruits.

Pedicels – long (2.5cm), with small scentless short-stalked glands

Leaves – leaflets (uni) crenate-serrate and thin feeling, usually glabrous and eglandular; Small glands can be present on leaf stalk (rachis/petiole) & stipules, and it is often generally minutely pubescent (hairy)


Prickles – curved and slender, but can be stout on older stems. A feature of this species is its weak stems that are usually purple tinged on the upper side, grey/green on underside

Flowers – creamy white and f. distinctive once familiar with

Habit –trailing and sprawling low as a mass in the open or over other shrubs in typical habitat; should not climb or arch too high

Habitat – most shade tolerant species, woodland and woodland edge is its main habitat, but also older hedges, more open habitats are possible (eg fens)

Status – Common in Hampshire. Ancient Woodland Vascular Plant (AWVP) indicator species.



2: Burnet Rose *Rosa spinosissima*

Key Identification Features

Hips & Disc - hips are subglobose (almost rounded), purplish/black when ripe; disc is concave; orifice is wide (1/2th diameter of disc). Stigmas are woolly.

Sepals - small, lanceolate, simple and eglandular. Persistent and erect when hips are ripe.

Pedicels – variable in length, usually glabrous, but can show a few gland tipped acicles.

Leaves – leaflets small ovate/sub-orbicular and neat, usually crenate-serrate and eglandular. Can be glabrous or slightly hairy. Leaf stalks usually eglandular – glands can occur, esp. on cultivated forms.

Prickles – straight or slightly curved but slender prickles interspersed by acicles, both densely covering stem



Flowers – creamy white, singular. Naturalised forms can show pinker flowers

Habit – low growing but erect stems forming dense but low thickets.


Habitat – In Hampshire it is found on grasslands near the coast, particularly the coastal New Forest.

Status – Native on or near the coast, localised. Occasionally naturalised elsewhere

Leaflets crenate-serrate, and here without glands or hairs, but they can occasionally be present



Leaflets numerous along the leaf stalk and small, neat and ovate/sub-orbicular




Sepals are small, lanceolate, simple and without glands. They remain persistent and erect when hips are ripe



Prickles are numerous along the main stems and generally straight or very slightly curved and interspersed with acicles

Hip almost rounded. Here the unripe hip is starting to turn. Ripe hips are a dark purplish/black



Pedicle is variable in length, and usually without hairs or glands. Acicles can occasionally be present

3: Japanese Rose *Rosa rugosa*

Key Identification Features

Hips & Disc - hips are large and globose; disc is concave/sunken; orifice is wide (>1/2th). Hips red when ripe.

Sepals - long, simple with slightly broader tip. Persistent and erect in fruit.

Pedicels – relatively long and curved in fruit, tomentose with small scentless short-stalked glands/acicles with glands

Leaves – leaflets are long and bluntly crenate-serrate with edges curved under, dark green & rugose above; pubescent & grey green below, and with minute pale sessile glands; leaf stalk (rachis/petiole) is pubescent with mini prickles.

Prickles – straight and pointed, of many varying sizes down to straight acicles. Stems and larger prickles hairy.

Flowers – Usually bright purplish-pink.

Habit – an erect and usually short shrub that forms thickets due to its suckering habit.

Habitat – usually on roadsides, hedgerow planting, aside gardens, and commonly invading coastal grasslands.

Status – Widespread as a non-native in Hampshire, the most frequently encountered non-native species, often used as woody cover by landscape and town planners.

Prickles are numerous, straight of varying sizes (with acicles). Can also be slightly downward curving

Leaflets bluntly crenate-serrate, edges curve under

Stems and larger prickles are downy-hairy.


Leaflets long and blunt tipped. They are downy-hairy and grey-green below with minute pale sessile glands

Leaflets dark green and rugose above

Hips large and globose

Sepals long and simple. Persistent and erect in ripe fruit

Stylar orifice is wide here about 1/2 of the disc



4: Short-styled Field-rose *Rosa stylosa*

Key Identification Features

Hips & Disc - hips of the species (as opposed to the hybrid) are neater, more symmetrical and less robust than Dog-rose. The hips are broadly ovoid and red when ripe; disc is conical (usually strongly so) and produces thin white coating when hip is ripe; Styles are fused as per Field Rose; orifice is narrow (<1/5th)

Sepals – lobed, eglandular, reflexed in fruit and deciduous.

Pedicels – long (longer than length of the hip), with small scentless short-stalked glands

Leaves – leaflets uni-serrate and eglandular; ovate-lanceolate and with strong apex. Leaflets well-spaced along leaf stalk; lowest leaves point backward; Underside of leaflets pubescent at least on midrib and side veins; Small glands can present on leaf stalk (rachis/petiole) & stipules, both of which are also pubescent.

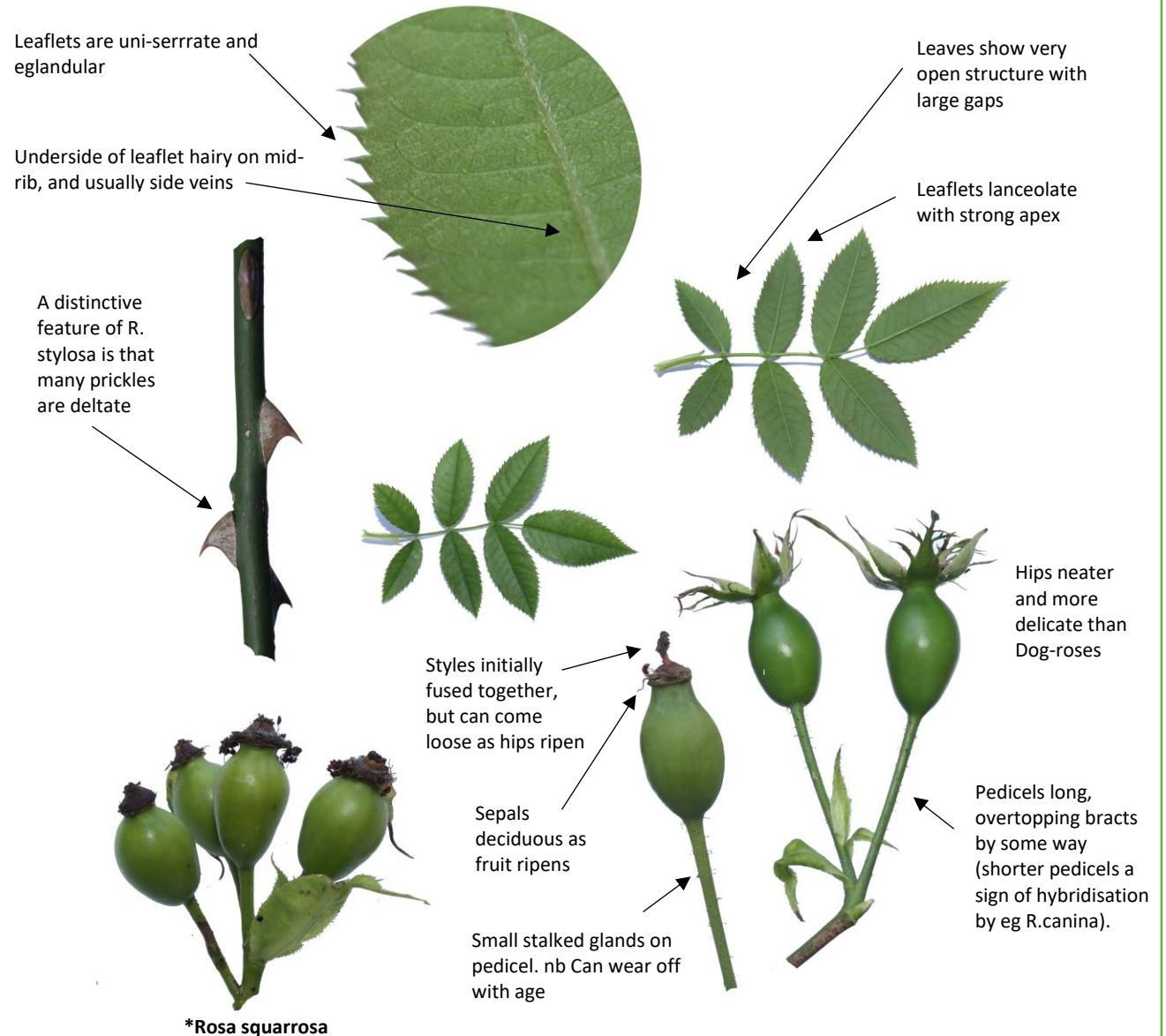
Prickles – mature stems have deltate prickles (more or less triangular).

Flowers – White to pale pink

Habit – A climbing and arching rose

Habitat – usually in hedgerows and scrub, or edges of woodland on most soils. Also present on heathland tracks where there is usually some calcareous influence, and perhaps most frequently encountered in coastal grassland.

Status –Widespread in Hampshire. Most frequent closer to coastal districts, but the species or hybrid with Dog-rose is relatively frequently encountered inland.



*Note all three common dog-roses can show conical disc and white coating as per *R. stylosa*. But note: Short pedicel (compare with bract) and lack of glands, and generally more misshapen robust hips

5: Dog-rose *Rosa canina*

Key Identification Features

Hips & Disc - hips are robust and variable, usually ovoid/obovoid; disc can be variable sometimes conical; orifice is narrow (<1/6th)

Sepals – pinnate with glands, reflexed when in ripe fruit and then deciduous

Pedicels – variable, but under 2.5cm, eglandular

Leaves – leaflets uni-serrate, generally eglandular and glabrous; Small scentless glands can present on leaf stalk (rachis/petiole) & especially stipules. Leaf shape very variable, but usually ovate-lanceolate with acute apex


Prickles – curved and stout based, sometimes approaching deltate and can be very variable.

Flowers – usually pale pink, occasionally white

Habit – usually a strong bush that can produce arching stems upto 3m

Habitat – occurs in open habitats and also along woodland edges and hedgerow/scrub

Status – common and widespread in Hampshire. Our most widespread and most frequently encountered rose.



6: Hairy Dog-rose *Rosa corymbifera*

Key Identification Features

Hips & Disc - hips are robust and variable, usually ovoid/obovoid; disc can be variable sometimes conical; orifice is narrow (<1/6th)

Sepals – pinnate with glands, reflexed when in ripe fruit and then deciduous

Pedicels – variable, but under 2.5cm, eglandular

Leaves – leaflets uni-serrate, generally eglandular and hairy – with hairs on leaf under surface as a minimum being present on the side and mid ribbing; Small scentless glands can present on leaf stalk (rachis/petiole) & especially stipules. Leaf shape very variable, but usually ovate-lanceolate with acute apex


Prickles – curved and stout based, sometimes approaching deltate and can be very variable.

Flowers – usually pale pink, occasionally white

Habit – usually a strong bush that can produce arching stems upto 3m

Habitat – occurs in open habitats and also along woodland edges and hedgerow/scrub

Status – common and widespread in Hampshire. Likely to be our second most widespread and frequently encountered rose.



7: Glandular Dog-rose *Rosa squarrosa*

Key Identification Features

Hips & Disc - hips are robust and variable, usually ovoid/obovoid; disc can be variable sometimes conical; orifice is narrow (<1/6th)

Sepals – pinnate with glands, reflexed when in ripe fruit and then deciduous

Pedicels – variable, but under 2.5cm, eglandular

Leaves – leaflets bi or multi-serrate, with small scentless red glands along the margin, and glabrous; Small scentless glands are also numerous on leaf stalk (rachis/petiole) & especially stipules. Leaf shape very variable, but usually ovate-lanceolate with acute apex

Prickles – curved and stout based, sometimes approaching deltate and can be very variable.

Flowers – usually pale pink, occasionally white

Habit – usually a strong bush that can produce arching stems upto 3m


Habitat – occurs in open habitats and also along woodland edges and hedgerow/scrub

Status – Common and widespread in Hampshire. The least common of the three common Dog-roses.


Rachis showing small red glands



Prickles hooked/curved broad based and stout



Leaflets glabrous but with numerous small red glands on stipule, petiole and varying degree on rachis



Leaflet margins bi or multi serrate with small red glands



Hips & pedicel eglandular and glabrous. Sepals deciduous



8: Round-leaved Dog-rose *Rosa tomentella*

Key Identification Features

Hips & Disc - hips are small and usually rounded. Hip is bright red in fruit. Styler orifice small

Sepals – leafy and bi-pinnate glandular. Strongly reflexed in fruiting hiding hip, and deciduous

Pedicels – short and can be hidden by leafy bracts, eglandular but can be hairy

Leaves – leaflets (bi or multi-serrate with small and neat red scentless glands along leaflet serrations. Glands can present on leaf stalk (rachis/petiole) & stipules, and sometime even on mid and side ribs. Leaf is usually strongly hairy all over. Leaflets are rounded, neat and have tendency to overtop one another along the rachis


Prickles – very curved but relatively slender, hook tapering to a fine exaggerated point

Flowers – usually white but can show some pale pink – considered a sign of Dog-rose introgression (allowable to a minor extent)

Habit – Often found growing as part of scrub/hedge with arching stems, not usually as vigorous as *R. canina*

Habitat – Scrub in grasslands/commons, old hedgerows and woodland edge

Status – Local in Hampshire, appears to absent or mostly so from the chalk districts, most commonly encountered around the New Forest



9: Harsh Downy-rose *Rosa tomentosa*

Key Identification Features

Hips & Disc - hips are usually globular or ovoid but with some local variability; styles/stigmas in small dome that is glabrous or sparsely hairy; orifice is narrow (<1/5th). Usually stalked glands on hips.

Sepals – glandular with numerous small resin scented glands and pinnate, spreading but deciduous in ripe fruit

Pedicels – long (2-3.5cm), numerous small resin scented glandular hairs

Leaves – leaflets usually bi or multi-serrate; margins, petiole, stipule and underside of leaflets, with strongly hairy (tomentose) and with varying (few to numerous) small resin scented glands. Hairs can hide the small glands. Leaflets usually ovate lanceolate with acute apex


Prickles – slender and very slightly curved (arcuate), but can be stout on older stems.

Flowers – usually pale pink

Habit – a high arching rose of woodland edge and hedgerows/scrub – can reach 3m+

Habitat – woodland edge, older hedges, more open habitats are possible (eg old grasslands on chalk or heath edge).

Status – Uncommon and local in Hampshire. Perhaps most frequent around the New Forest, but scattered throughout on both heathland and chalk soils.



10: Sherard's Downy-rose *Rosa sherardii*

Key Identification Features

Hips & Disc - hips are usually globular, ellipsoid or ovoid but with some local variability; styles/stigmas in largish dome that is hairy; orifice is wide (c1/3 diameter). Usually stalked glands on hips.

Sepals – glandular with numerous small resin scented glands and pinnate, spreading erect and usually retained in ripe fruit

Pedicels – short 1-1.5cm, numerous small resin scented glandular hairs

Leaves – leaflets usually bi or multi-serrate; margins, petiole, stipule and underside of leaflets, with numerous hairs and small resin scented glands. Hairs can hide the small glands. Leaflets usually ovate lanceolate with acute apex. Leaves can almost look glaucous from a distance

Prickles – slender and very slightly curved (arcuate) some can be narrowly curved, but can be stout on older stems. Young and lower stems can zig-zag and be red flushed more so than other species.

Flowers – usually dark bright pink

Habit – an erect rose of woodland edge and hedge/scrub

Habitat – woodland edge, older hedges, more open habitats are possible (eg old grasslands on chalk or heath edge).

Status – Rare in Hampshire, reaching the eastern limit of its native range in recent history in the UK. Populations are only known from a few New Forest sites.



11: Sweet-briar *Rosa rubiginosa*

Key Identification Features

Hips & Disc - hips are usually ovoid, obovoid, or subglobose; styles/stigmas in largish triangular dome that is hairy; orifice is wide ($c1/3$ diameter). Occ. stalked glands on hips.

Sepals – glandular with numerous apple scented glands and pinnate, spreading erect and usually retained in ripe fruit

Pedicels – short $c1\text{cm}$, numerous apple scented glandular hairs

Leaves – leaflets usually bi or multi-serrate; margins, petiole, stipule and underside of leaflets, with numerous apple scented glands and usually also hairy. Leaflets sub-orbicular to ovate-elliptical = neat and rounded.


Prickles – strong and curved, usually numerous acicles (small straight prickles) on stems below fruits.

Flowers – usually dark bright pink

Habit – an erect rose of open scrubby calcareous grassland and hedgerows/scrub

Habitat – calcareous grasslands, older hedges, but often planted elsewhere.

Status – Widespread in Hampshire. Frequent on the chalk and also present on calcareous influenced habitats through the New Forest. Also commonly planted in hedges and as part of native woody species mixes.



12: Small-flowered Sweet-briar *Rosa micrantha*

Key Identification Features

Hips & Disc - hips are urceolate with small neck and small/medium sized; orifice is narrow (<1/5 diameter). Occ. stalked glands on hips.

Sepals – glandular with numerous apple scented glands and pinnate, reflexed and deciduous in ripe fruit

Pedicels – up to 1.5cm, numerous apple scented glandular hairs

Leaves – leaflets usually bi or multi-serrate; margins, petiole, stipule and underside of leaflets, usually with numerous apple scented glands and usually also slightly hairy. Leaflets ovate, obovate or elliptical and most should be rounded at base.


Prickles –curved but usually narrow and long based, no acicles (small straight prickles).

Flowers – usually pale pink, often small.

Habit –a climbing and arching rose of open scrubby calcareous grassland and hedgerows/scrub, can sometimes look more erect.

Habitat –calcareous grasslands, older hedges, but often planted elsewhere.

Status – Relatively widespread and can be common in Hampshire. Most frequent on the chalk, but also present in the New Forest in calcareous influenced habitats.



13: Small-leaved Sweet-briar *Rosa agrestis*

Key Identification Features

Hips & Disc - hips are ovoid to globose to slightly urceolate; orifice is narrow (<1/5 diameter). Occ. stalked glands on hips.

Sepals – glandular with numerous apple scented glands and pinnate, reflexed and deciduous in ripe fruit

Pedicels – c1-1.5cm, glabrous and eglandular: ie no apple scented glandular hairs

Leaves – leaflets usually bi or multi-serrate; margins, petiole, stipule and underside of leaflets, with numerous apple scented glands and usually glabrous or slightly hairy beneath. Leaflets narrowly elliptical and most should be cuneate at base and acute at apex.


Prickles – curved but usually stout based can appear almost deltate, no acicles (small straight prickles).

Flowers – usually pale pink or white.

Habit – an erect rose branching towards the top of open scrubby calcareous grassland and hedgerows/scrub, can sometimes look more erect.

Habitat – calcareous grassland and scrub, older hedges.

Status – Nationally Scarce and rare in Hampshire. A declining species that is present on a few chalk sites and a few calcareous influenced habitats in the New Forest. It is rarely planted in hedges.



Frequently Encountered Rose Hybrids

14: The hybrid between Dog-rose *Rosa canina* and Glaucous Dog-rose *Rosa vosagiaca* = *Rosa x subcanina*

&

15: The hybrid between Glandular Dog-rose *Rosa squarrosa* and Glaucous Dog-rose *Rosa vosagiaca* = *Rosa x dumalis*



Rosa x subcanina leaf shape.

Note uni-serrate or irregularly uni-serrate and generally eglandular on the leaflet (can show some glands on stipule and petiole and occasionally the rachis)




Rosa x dumalis leaf shape.

Note bi-serrate glandular on the leaflet
(plus shows glands on stipule, petiole and
rachis)



Rosa x subcanina.


On both hybrid pairs note folded leaflets, glaucous underleaf, wine red upper stem pigmentation and zig-zagging of stem all from *R. vosagiaca* influence



Stigma is domed and hairy covering most of the disc

Rosa x subcanina hips.

Note large hips on both hybrid pairs with short pedicel hidden by large leafy bracts, sepals deciduous



Rosa x dumalis hip.

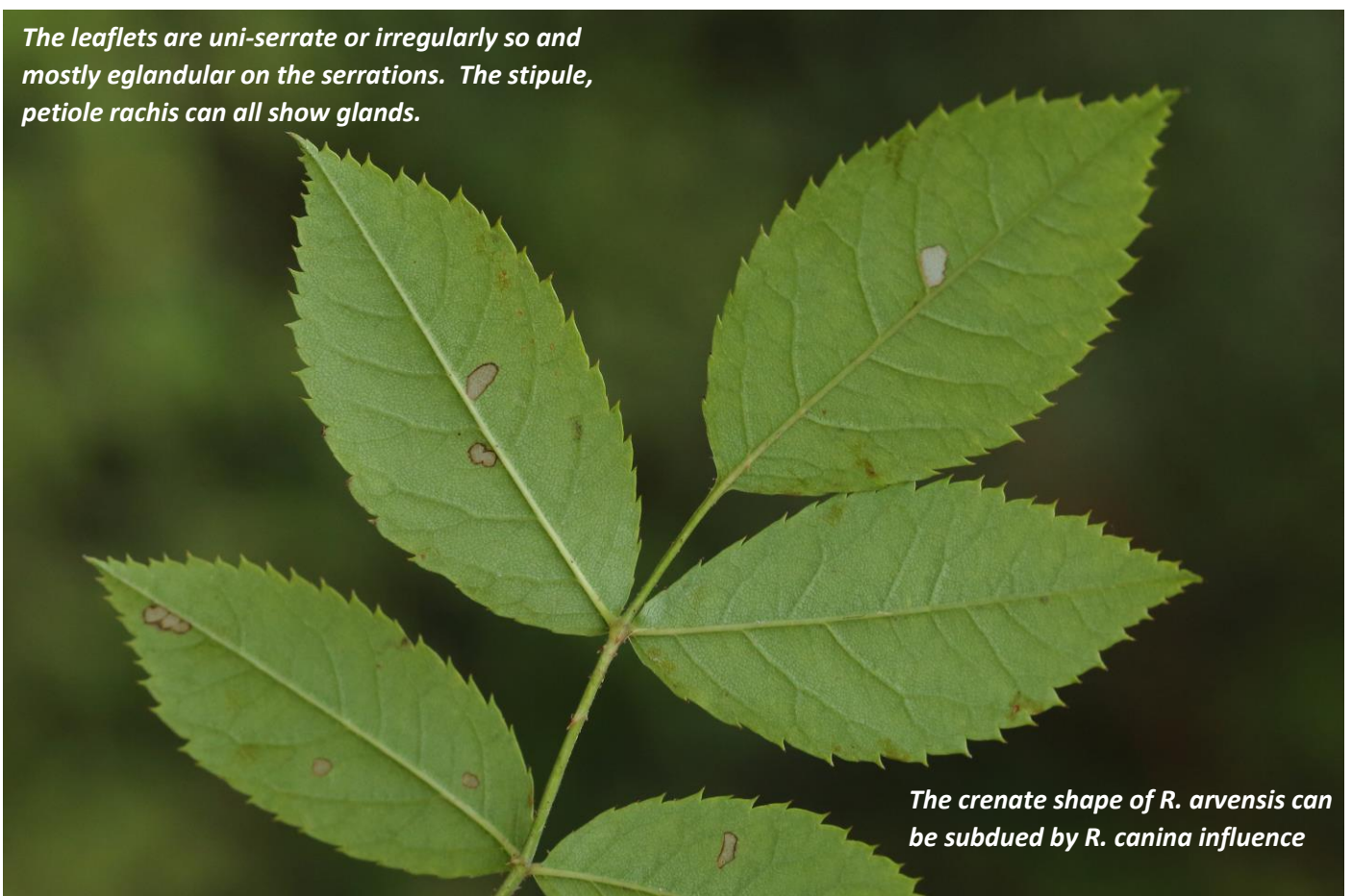
Note stylar orifice on both hybrid pairs narrow indicating the R. canina or R. squarrosa influence

16: The hybrid between Field Rose *Rosa arvensis* and Dog-rose *Rosa canina* = *Rosa x irregularis*






The hips here are of varying shapes and sizes, but the pedicels and sepals are of R. arvensis



The leaflets are uni-serrate or irregularly so and mostly eglandular on the serrations. The stipule, petiole rachis can all show glands.

The crenate shape of R. arvensis can be subdued by R. canina influence

17: The hybrid between Field Rose *Rosa arvensis* and Glandular Dog-rose *Rosa squarrosa*



*As per *Rosa x irregularis* the hips on this hybrid pair are generally more misshapen than *R. arvensis*, here still showing the fused styles, flat disc and long minutely glandular pedicels of *R. arvensis**

*Hybrids with *R. arvensis* tend to be much more vigorous than pure *R. arvensis* and can scramble well over head height*



An aborted hip. Hybrids can show numerous aborted hips through the stem



*Unlike *R. x irregularis*, this hybrid shows small glands and bi-serrate leaf serrations from *R. squarrosa**

18: The hybrid between Short-styled Field-rose *Rosa stylosa* and Dog-rose *Rosa canina* = *Rosa x andegavensis*



*The hips on the hybrid *Rosa x andegavensis* are generally more misshapen than *R. stylosa**

*The pedicels are generally shorter than pure *R. stylosa*, or of variable length, but often show glands*

A feature of many hybrids is numerous hips on a stalk of varying sizes, shape and lengths

*The prickles on the hybrid are part way between
R. canina and R. stylosa – tending towards
deltate on many examples*



*The leaflets are generally less
lanceolate and broader in width
than R. stylosa*

