

Two undescribed **Nematocerous Diptera**
from the Belgian Congo.

BY

CHARLES P. ALEXANDER.

(Massachusetts Agricultural College, Amherst, Mass.)

(Date de publication : 1 Juillet 1928).

EXTRAIT

DE LA

REVUE DE ZOOLOGIE ET DE BOTANIQUE
AFRICAINES

Publiée sous la direction du D^r H. SCHOUTEDEN (Tervueren).

VOL. XVI. FASC. 1. — 1928.

Imprimerie ELLEBOUDT
OSTENDE.

Two undescribed **Nematocerous Diptera** from the Belgian Congo.

BY

CHARLES P. ALEXANDER.

(Massachusetts Agricultural College, Amherst, Mass.)

In an extensive shipment of Tipulidae from the Belgian Congo, belonging to the Congo Museum and kindly submitted to me for identification by Dr. SCHOUTEDEN, were included an undescribed species of *Ptychoptera* and an undescribed *Dixa*. I am greatly indebted to Dr. SCHOUTEDEN for the privilege of studying these interesting Diptera.

PTYCHOPTERIDAE

The species described herewith as *Ptychoptera uelensis* is the fourth member of the genus to be made known from the Ethiopian Region. The species may be distinguished from its allies by means of the following key :

A Key to the Species of Ptychoptera of the Ethiopian Region.

- | | |
|---|-------------------------------|
| 1. Mesonotum orange, unmarked or virtually
so. (Natal-Eastern Transvaal) | <i>capensis</i> ALEXANDER (1) |
| Mesonotum blue-black to black, without
yellow or orange markings. | 2. |

(1) *Ptychoptera capensis* ALEXANDER ; Annals South African Museum, 17 : 139-140 ; 1917.
Type in the South African Museum.

2. Thorax uniformly black and metallic blue ; middle and posterior coxae black. (Northern Belgian Congo : Uele) *uelensis*, sp. n.
- Thorax more or less variegated with yellow ; all coxae pale 3.
3. Thoracic pleura yellow ; wings with the costal margin and apex dark brown ; abdomen black, the third and fourth tergites with narrow yellowish annuli. (Southern Nigeria) *africana* ALEXANDER (1)
- Thoracic pleura brownish black with a restricted yellowish white area ventrad of the anterior spiracle ; wings with the costal margin and apex not conspicuously darkened ; abdomen orange, tergites one to five ringed caudally with brownish black ; a black subterminal ring ; hypopygium reddish brown. (Cameroun) . . . *camerounensis* ALEXANDER (2)

Ptychoptera uelensis, sp. n.

General coloration black, with weak cupreous reflections ; mesonotal praescutum and scutum chiefly blue-black ; postnotum with deep purple reflections ; pleura uniformly darkened ; middle and posterior coxae black ; wings subhyaline, with a heavy brown pattern ; abdomen black, the second tergite with an obscure reddish brown ring at near midlength.

Female. — Length about 8 mm. ; wing 8 mm.

Rostrum black, the maxillary palpi brown, the terminal segment passing into black ; labial palpi conspicuous pale. Antennae with the first scapal segment black, the second brown ; flagellum broken. Head blue-black, more uniformly blackened behind.

Pronotum black. Mesonotal praescutum black, with weak cupreous reflections, the disk with three confluent, deep metallic blue stripes that virtually cover the dorsum ; surface of praescutum not markedly sculptured ; scutal lobes similarly deep metallic blue ; remainder

(1) *Ptychoptera africana* ALEXANDER ; Entomologist, 53 : 101-102 ; 1920. Type in the British Museum (Natural History).
(2) *P. camerounensis* ALEXANDER ; Insec. Inscit. Menst., 9 : 145-146 ; 1921. Type in the Carnegie Museum.

of mesonotum more blackish, the postnotum with deep purple reflections. Pleura black, with weak cupreous reflections; dorsopleural membrane dark. Halteres black. Legs with the fore coxae brown, the remaining coxae black; remainder of legs black, the tibiae and basitarsi a trifle paler. Wings (Fig. 1) subhyaline, cells C and Sc uniformly darkened; a relatively narrow darker brown crossband

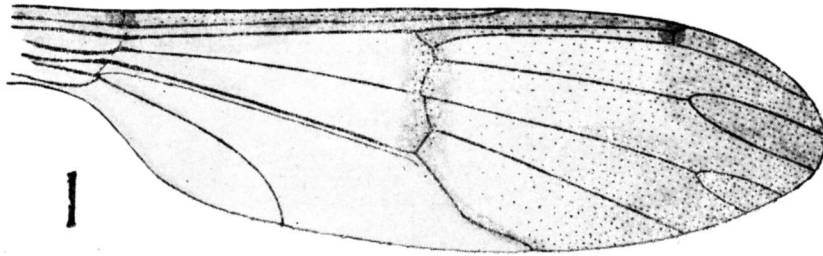


Fig. 1. — Wing of *Ptychoptera uelensis*, sp. n.

at the cord, on the distal section of vein Cu_1 becoming abruptly narrower and obsolete before the margin, or virtually so; wing-apex infumed, the inner edge of the marking irregular; bases of cells R and M infuscated; still darker brown spots at h and the tip of R_{1+2} ; cell Sc_1 pale yellowish brown; veins dark. Macrotrichiae abundant in the cells beyond the cord. Venation: R_s very short, only a little more than one-half $r-m$; cell R_1 relatively short.

Abdomen black; second tergite with an obscure reddish brown ring at near midlength. Ovipositor and genital segment horn-color.

Hab. Belgian Congo (Haut-Uele).

Holotype, ♀, Yebo Moto, 1926 (L. BURGEON).

Type in the Musée du Congo.

DIXIDAE

The discovery of a new species of *Dixa* in the Ethiopian Region is a matter of unusual interest. The only other member of the family from this region is *Dixa (Paradixa) camerounensis* ALEXANDER, from the Cameroun (taken at Muami, altitude 1000 feet, from moss

on bank of brook, during wet weather, August 2, 1923 ; JACOB A. REIS). The two species may be distinguished by means of the accompanying key :

A Key to the Species of Dixa of the Ethiopian Region.

1. Femora obscure yellow, narrowly tipped with black, this usually preceded by a broad, clearer yellow ring ; wings yellowish subhyaline, the costal region more yellowish brown ; a narrow darker brown crossband entirely traverses the wing (Fig. 3) ; cell R_3 longer than its petiole. (Cameroun) *camerounensis* ALEXANDER (1)
- Femora obscure brownish yellow ; wings with a strong brownish tinge, the costal region still further infumed ; no dark seam along the cord (Fig. 2) ; cell R_3 shorter than its petiole. (Belgian Congo : Katanga) *katangae*, sp. n.

***Dixa (Paradixa) katangæ*, sp. n.**

General coloration brown, the scutal lobes conspicuously marked with velvety brownish black ; femora obscure brownish yellow ; wings with a strong brownish suffusion, the costal region still further darkened ; cell R_3 shorter than its petiole.

Male. — Length 2.8 mm. ; wing 3.5 mm.

Head crushed, dark colored. Antennae brown, the terminal segments broken.

Mesonotum brown, subnitidous, the scutal lobes velvety brownish black, the median area of the scutum broadly pale ; praescutum with the stripes vaguely paler, especially the median one. Pleura dark brown, the ventral sclerites more brownish yellow. Halteres with the knobs dark brown. Legs with the coxae and trochanters obscure yellow ; femora obscure brownish yellow, the tibiae a little darker ; tips of the tibiae weakly expanded and blackened ; tarsi light brown, the outer segments passing into dark brown. Wings (Fig. 2)

(1) *Dixa (Paradixa) camerounensis* ALEXANDER ; Insec. Inscit. Menst., 14 : 10-12 ; 1926. Type in the ALEXANDER Collection.

R_5 , Cu , R_3 with a strong brownish tinge, the costal region still further infumed; vague dusky seams along veins R_5 and Cu_1 . Venation: Cell R_3 shorter than its petiole; $r-m$ on R_5 shortly beyond the origin of the latter.

Abdomen dark brown; hypopygial region blackened.

Hab. Belgian Congo (Katanga).

Holotype, ♂, Lubumbashi, Ht. Katanga, June 19, 1920 (Dr. MICHEL BEQUAERT). Type in the Musée du Congo.

Both of the Ethiopian species of *Dixa* so far described belong to the subgenus *Paradixa* TONNOIR (Records Canterbury Museum, 2 : 223; 1924), in which the antennae are elongate, exceeding the combined head and thorax and with the $r-m$ crossvein placed beyond the fork of R_s on R_5 .

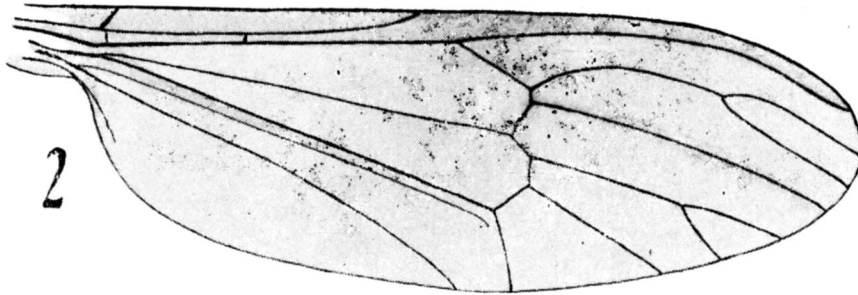


Fig. 2. — Wing of *Dixa (Paradixa) katangae*, sp. n.

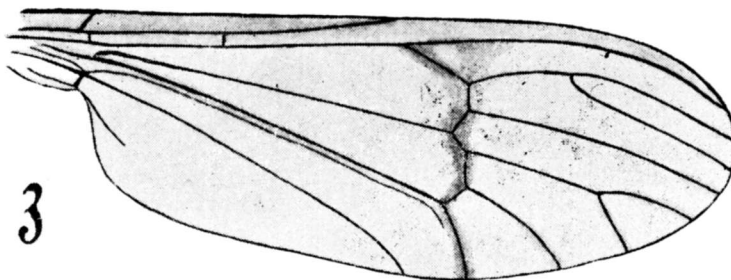


Fig. 3. — Wing of *Dixa (Paradixa) camerounensis* ALEXANDER.